

Scaled data based on original data using  
LM-79-08 Approved Method: Electrical and Photometric Measurements of Solid-  
State Lighting Products

Test Report Prepared for  
Cooper Lighting Solutions  
(formerly Eaton)

Brand: McGRAW-EDISON

Report Number: P386715

Luminaire Tested: **GWC-SA2B-830-U-5NQ**

Issue Date: 3/3/2020

**Test Information**

Test Method: LM-79-08  
Report Number: P386715  
TEST IS SCALED FROM IESNA LM-79-08 TEST DATA (G2-1903-205-5)  
Test Lab: INNOVATION CENTER  
Issue Date: 3/3/2020  
Manufacturer: COOPER LIGHTING SOLUTIONS (FORMERLY EATON)  
Product Line: MCGRAW-EDISON  
Catalog Number: GWC-SA2B-830-U-5NQ  
Description: GALLEON WALL LUMINAIRE  
(2) 80 CRI, 3000K, 800mA LIGHTSQUARES WITH 16 LEDS EACH AND TYPE V NARROW OPTICS  
Light Source: -  
Ballast/Driver: ELECTRONIC DRIVER

**Summary**

Lumens per Lamp: N/A  
Luminaire Lumens: 9776 lumens  
Efficiency: N/A  
Efficacy: 115.0 lumens/watt  
Luminous Opening: Rectangular (W 1' x L: 0.5' x H: 0')  
IES Classification: Type V - Short  
BUG Rating: B3 - U0 - G1

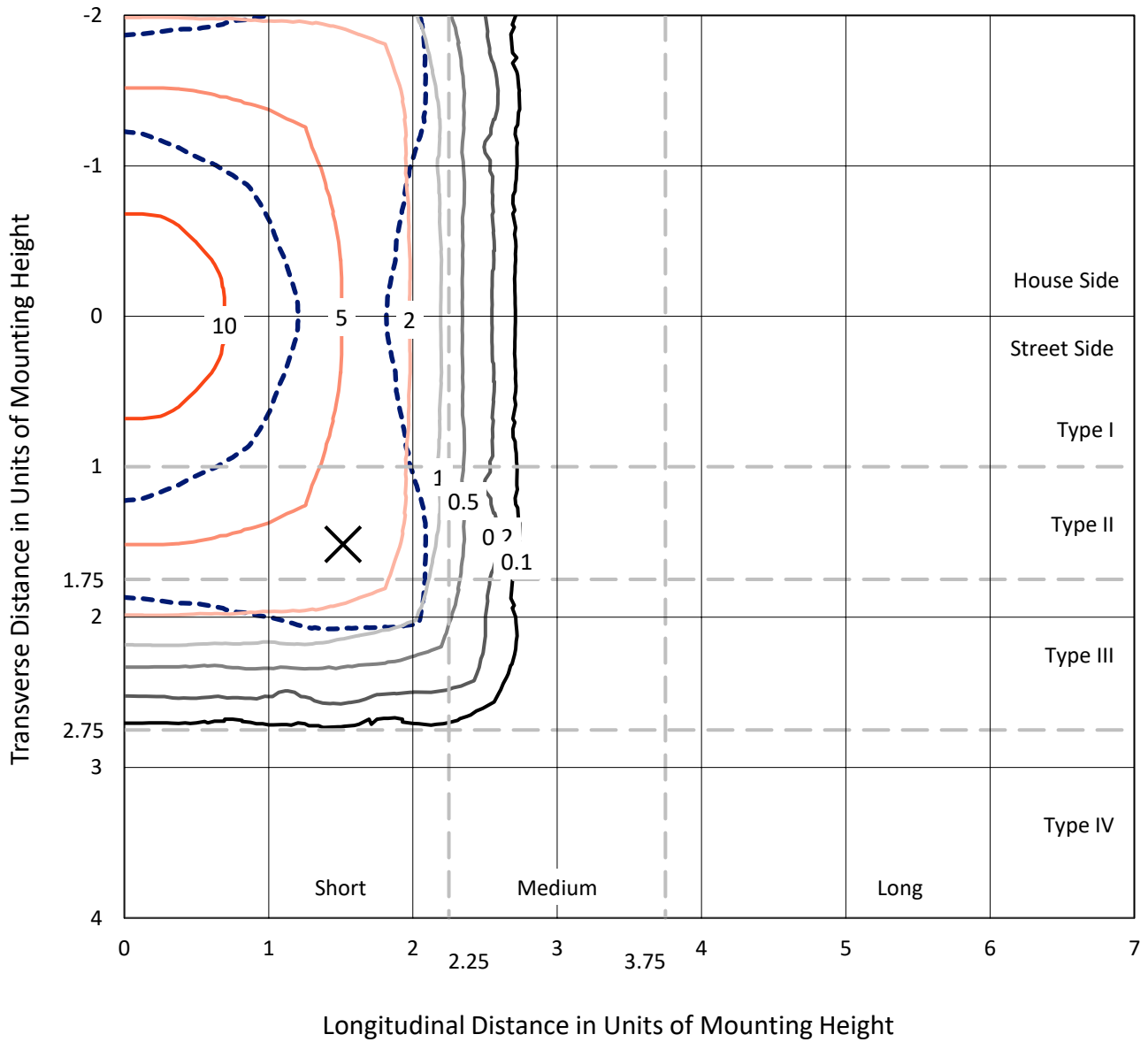
Input Watts (W): 85  
Input Voltage (V): NR  
Input Current (Ain): NR  
Voltage Rise (V): NR  
Power Factor: NR  
Total Harmonic Distortion (THDi): NR  
Frequency (hertz): 60  
Stabilization Time: NR  
Operation Time: NR  
Ambient Temperature (°C): NR  
Test Distance: 24 FT



REPORT NUMBER: P386715  
 CATALOG NUMBER: GWC-SA2B-830-U-5NQ

### Iso-Footcandle Lines of Horizontal Illumination

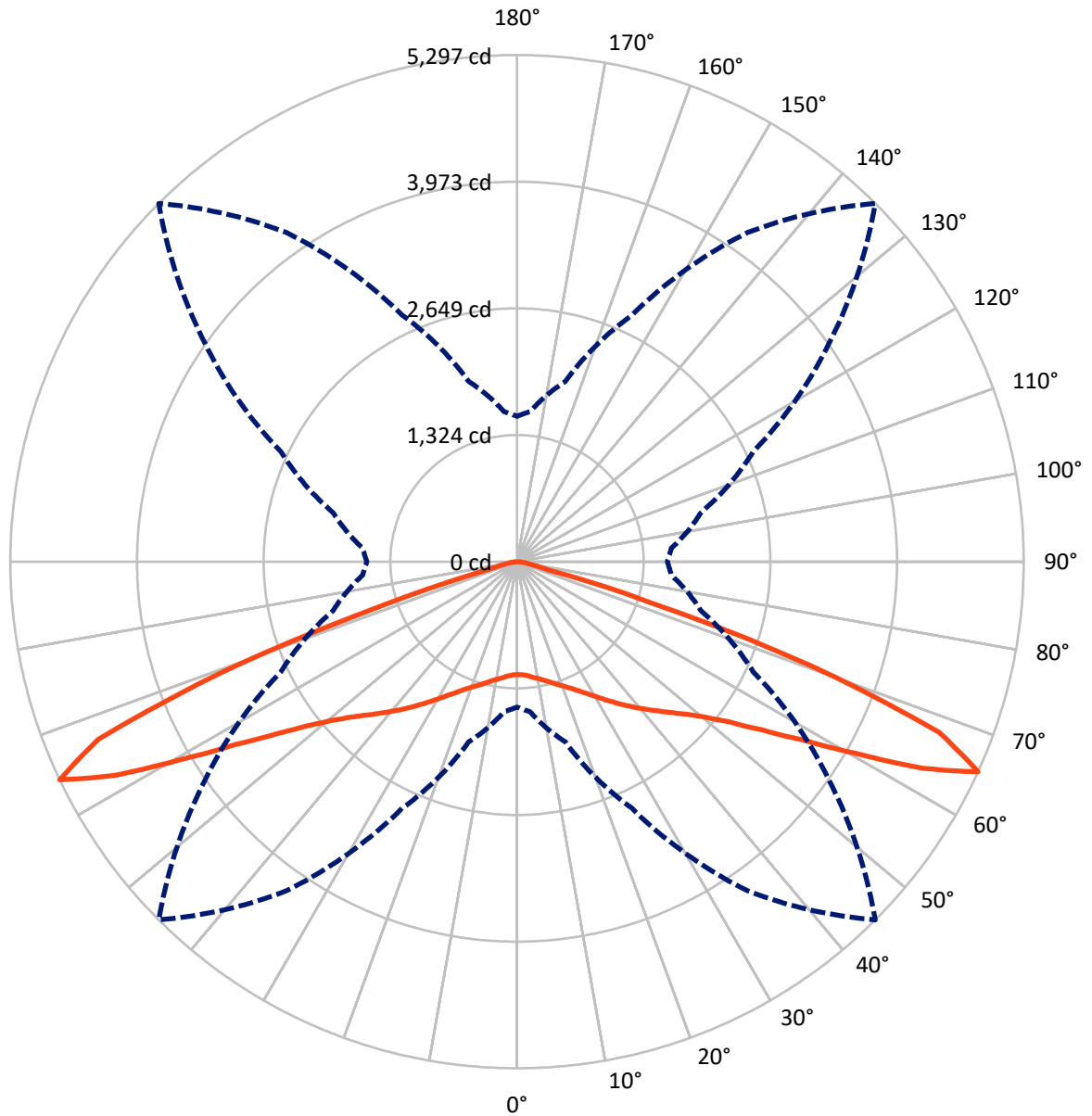
× Max cd  
 - - - 1/2 Max cd



Based on 10 foot mounting height. Maximum calculated value = 11.9 fc  
 Type V - Short - N/A

REPORT NUMBER: P386715  
CATALOG NUMBER: GWC-SA2B-830-U-5NQ

### Luminous Intensity Polar Plot



— Vertical Plane Through 45-Deg Lateral    - - - Horizontal Cone Through 65-Deg Vertical

REPORT NUMBER: P386715

CATALOG NUMBER: GWC-SA2B-830-U-5NQ

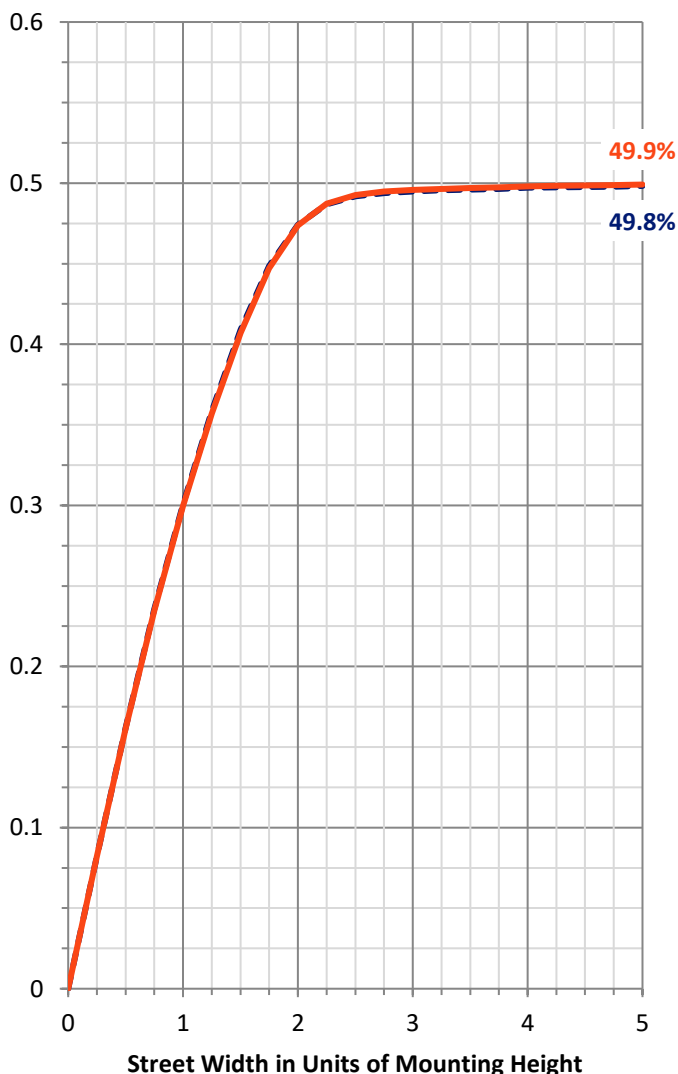
**FLUX DISTRIBUTION:**

		Downward	Upward	Total
<b>House Side</b>	Lumens	4888.0	0.0	4888.0
	% Fixture	50.0	0.0	50.0
<b>Street Side</b>	Lumens	4888.0	0.0	4888.0
	% Fixture	50.0	0.0	50.0
<b>Total</b>	Lumens	9776.0	0.0	9776.0
	% Fixture	100.0	0.0	100.0

**ZONAL LUMENS:**

Zone	Lumens	% Fixture
0°-10°	115.8	1.2
10°-20°	372.3	3.8
20°-30°	698.5	7.1
30°-40°	1155.2	11.8
40°-50°	1789.3	18.3
50°-60°	2744.3	28.1
60°-70°	2560.7	26.2
70°-80°	298.0	3.0
80°-90°	41.9	0.4
90°-100°	0.0	0.0
100°-110°	0.0	0.0
110°-120°	0.0	0.0
120°-130°	0.0	0.0
130°-140°	0.0	0.0
140°-150°	0.0	0.0
150°-160°	0.0	0.0
160°-170°	0.0	0.0
170°-180°	0.0	0.0
0°-90°	9776.0	100.0
0°-180°	9776.0	100.0

**Coefficient of Utilization**



REPORT NUMBER: P386715

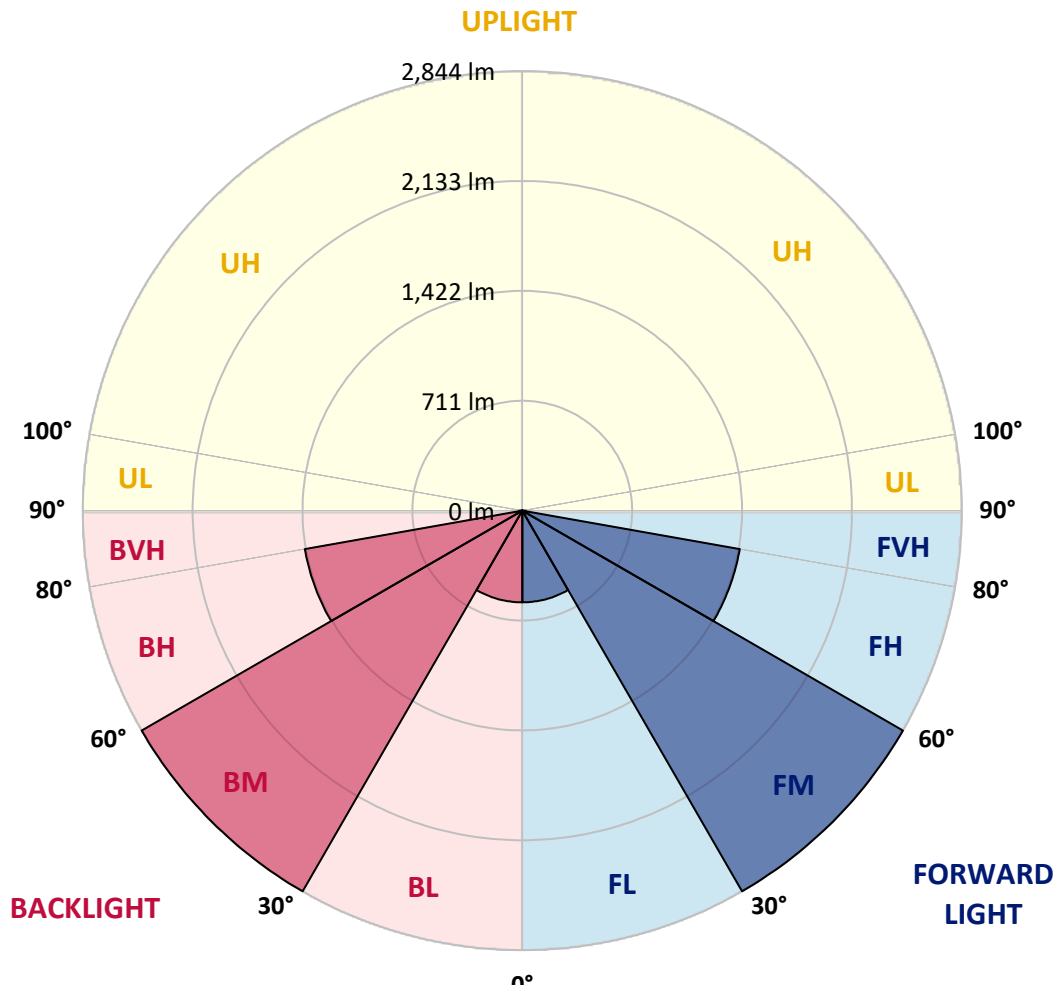
CATALOG NUMBER: GWC-SA2B-830-U-5NQ

**LUMINAIRE CLASSIFICATION SYSTEM LUMEN TABLE AND BUG RATING:**

Zone	Lumens	% Fixture	Zone Rating/Lumen Limit		
			B	U	G
FL (0°-30°)	593.3	6.1			
FM (30°-60°)	2844.4	29.1			
FH (60°-80°)	1429.4	14.6			G1/1800
FVH (80°-90°)	20.9	0.2			G1/100
BL (0°-30°)	593.3	6.1	B2/1000		
BM (30°-60°)	2844.4	29.1	B3/5000		
BH (60°-80°)	1429.4	14.6	B3/2500		G1/1800
BVH (80°-90°)	20.9	0.2			G1/100
UL (90°-100°)	0.0	0.0		U0/0	
UH (100°-180°)	0.0	0.0		U0/0	

**BUG Rating: B3-U0-G1**

Type V Short





REPORT NUMBER: P386715

CATALOG NUMBER: GWC-SA2B-830-U-5NQ

**CANDELA DISTRIBUTION (FULL):**

	0°	5°	15°	25°	35°	45°	55°	65°	75°	85°	90°
0°	1180.6	1180.6	1180.6	1180.6	1180.6	1180.6	1180.6	1180.6	1180.6	1180.6	1180.6
2.5°	1184.5	1183.8	1184.5	1184.8	1182.8	1183.8	1183.5	1185.1	1185.8	1185.1	1185.1
5°	1198.1	1197.1	1198.4	1200.0	1197.5	1198.1	1197.1	1199.1	1199.7	1198.4	1199.4
7.5°	1216.9	1217.2	1218.5	1221.5	1219.8	1221.1	1219.2	1219.5	1219.2	1217.2	1217.6
10°	1237.4	1237.7	1240.0	1243.9	1244.5	1244.5	1243.2	1242.2	1240.9	1239.6	1240.0
12.5°	1262.0	1263.7	1265.3	1270.1	1270.1	1272.7	1272.1	1269.5	1267.2	1265.3	1265.3
15°	1295.5	1295.1	1297.1	1301.9	1304.2	1308.4	1308.4	1304.9	1301.9	1300.0	1299.3
17.5°	1330.5	1331.5	1332.8	1338.6	1342.2	1347.1	1347.7	1344.8	1342.8	1340.2	1338.6
20°	1371.4	1373.0	1378.2	1380.5	1383.7	1388.3	1389.9	1389.2	1387.3	1386.0	1386.3
22.5°	1419.1	1423.3	1426.6	1429.8	1433.7	1436.9	1438.6	1440.8	1438.9	1437.9	1437.3
25°	1476.9	1479.8	1486.3	1492.1	1494.7	1495.7	1497.6	1500.9	1500.5	1498.3	1498.3
27.5°	1542.4	1547.9	1556.0	1564.5	1564.5	1561.2	1567.7	1573.2	1571.3	1568.4	1564.5
30°	1621.9	1627.1	1636.5	1648.2	1642.4	1640.1	1648.8	1658.9	1656.0	1651.1	1650.5
32.5°	1707.6	1712.5	1724.8	1737.4	1730.0	1726.7	1736.1	1750.7	1745.6	1735.8	1730.0
35°	1800.4	1805.3	1822.8	1838.0	1825.4	1819.9	1827.7	1843.6	1834.5	1816.3	1811.8
37.5°	1901.3	1903.9	1926.6	1942.2	1933.4	1918.8	1928.6	1940.3	1932.5	1910.4	1901.6
40°	2006.1	2015.5	2041.8	2060.0	2044.8	2021.7	2037.9	2054.2	2042.5	2014.2	1999.3
42.5°	2128.5	2135.6	2170.7	2186.9	2162.2	2129.8	2151.8	2173.9	2162.2	2135.0	2122.0
45°	2255.7	2266.7	2308.6	2324.8	2289.1	2247.9	2274.8	2313.4	2312.5	2273.2	2259.6
47.5°	2394.3	2405.3	2455.3	2476.7	2438.1	2382.9	2420.9	2475.4	2471.5	2428.3	2417.3
50°	2554.2	2565.9	2628.2	2655.2	2619.1	2554.9	2612.0	2660.0	2652.9	2599.7	2600.6
52.5°	2755.1	2754.5	2832.0	2878.7	2841.8	2785.0	2837.5	2884.3	2854.7	2781.1	2778.8
55°	2931.0	2941.7	3037.8	3126.4	3124.1	3102.3	3123.4	3125.4	3041.0	2943.0	2931.0
57.5°	3046.5	3067.0	3202.3	3362.6	3482.7	3511.5	3470.7	3346.7	3149.1	2992.3	2973.2
60°	2975.5	3006.6	3219.2	3545.9	3899.7	4069.4	3838.7	3454.1	3065.0	2846.6	2820.7
62.5°	2495.8	2548.4	2859.6	3457.4	4258.6	4754.8	4105.4	3281.8	2730.8	2429.9	2385.5
65°	1520.0	1575.5	1950.6	2845.6	4200.5	5297.3	3983.7	2724.0	1993.2	1619.0	1571.0
67.5°	506.6	522.8	743.8	1572.9	3301.3	4759.6	3306.8	1630.7	867.4	575.0	558.2
70°	198.3	199.9	235.9	455.9	1559.0	3269.1	1720.2	464.1	246.6	195.0	199.3
72.5°	145.7	146.4	156.4	190.5	406.3	1440.2	420.9	191.5	152.2	136.6	136.6
75°	117.1	117.1	124.3	138.9	182.1	330.4	184.6	137.3	119.1	109.0	107.7
77.5°	92.5	94.4	99.9	109.4	123.3	159.0	127.9	108.7	96.1	86.6	84.7
80°	68.8	70.7	79.8	84.4	88.6	110.3	94.4	85.0	75.9	64.9	63.0
82.5°	45.1	47.1	58.4	61.0	60.0	72.0	63.6	62.6	55.8	41.9	39.9
85°	29.5	30.2	38.9	40.6	37.3	32.8	40.6	42.8	38.9	27.3	26.3
87.5°	14.0	14.0	19.8	18.5	16.9	13.6	18.5	21.7	22.1	13.3	13.0
90°	0.0	0.0	0.0	0.0	0.0	0.0	0.0	0.0	0.0	0.0	0.0

Signify Classified - Internal  
Cooper Lighting Solutions Photometric Lab  
1121 Highway 74 South  
Peachtree City, GA 30269

Scaled Data Report



Report Generated By 670245982



Signify Classified - Internal  
Cooper Lighting Solutions Photometric Lab  
1121 Highway 74 South  
Peachtree City, GA 30269

Scaled Data Report



Signify Classified - Internal  
Cooper Lighting Solutions Photometric Lab  
1121 Highway 74 South  
Peachtree City, GA 30269

Scaled Data Report



Signify Classified - Internal  
Cooper Lighting Solutions Photometric Lab  
1121 Highway 74 South  
Peachtree City, GA 30269

Scaled Data Report





--- HS    — SS

Signify Classified - Internal  
Cooper Lighting Solutions Photometric Lab  
1121 Highway 74 South  
Peachtree City, GA 30269

Scaled Data Report



u

Signify Classified - Internal  
Cooper Lighting Solutions Photometric Lab  
1121 Highway 74 South  
Peachtree City, GA 30269

Scaled Data Report



(END OF REPORT)